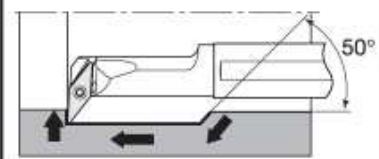


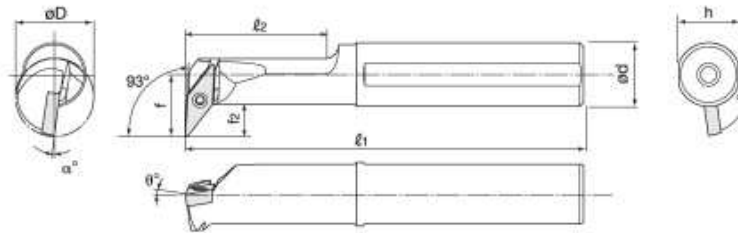
Boring-Profiling

SVUB R/L






Cutting edge style **U**

Drawing shows style A







Right hand (R) shown

● Basic-choice chipbreaker

Appl.	Finishing to medium cutting		Medium cutting
Type	PF	PS	24
Shape	 (11,16)	 (11,16)	 (16)

For details see pp. 120

Shank material	Cat. No.	Stock		Insert	Min. bore øD	Std. Nose R	Dimensions (mm)								Clamping screw	Wrench
		R	L				ød	f	l ₁	l ₂	h	f ₂	α°	θ		
Steel	A16Q-SVUBR/L11-D200	●	●	VB□□1103□□	20	0.4	16	15.5	180	35	15	8	-8°	0°		
	A20R-SVUBR/L11-D250	●	●		25		20	17.5	200	40	19		-7°			
	A25S-SVUBR/L16-D320	●	●	VB□□1604□□	32	0.8	25	20.5	250	50	23	8.5	-6°			
Carbide	E16R-SVUBR/L11-D245	●	●	VB□□1103□□	24.5	0.4	16	16	200	32	15	8	-8°	0°		
	E20S-SVUBR/L11-D285	●	●		28.5		20	18	250	36	19		-7°			
	E25T-SVUBR/L16-D340	●	●	VB□□1604□□	34	0.8	25	21	300	45	23	8.5	-6°			