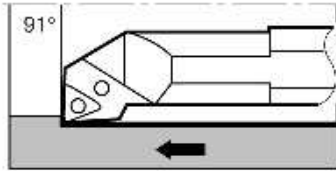
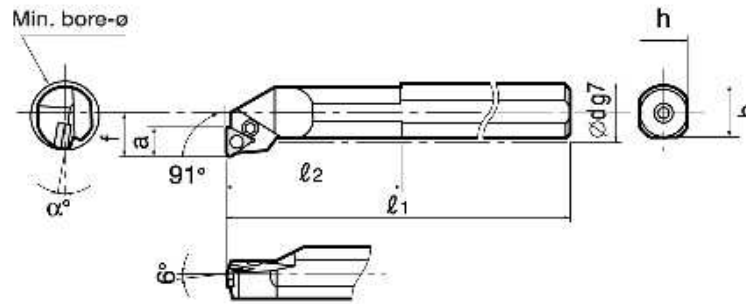


Stop boring

PTFN R/L










Cutting edge style **F**








Right hand (R) shown

● Basic-choice chipbreaker

Appl.	Precision finishing	Finishing	Medium cutting	Roughing
Type	TF	TS	TM	TH
Shape	 (16)	 (16)	 (16)	 (16)

Appl.	Medium cutting	Medium cutting	Medium cutting	Precision finishing
Type	SM	CM	P	PCBN/PCD
Shape	 (16)	 (16)	 (16)	 (16)

For details see pp. 70 - 76

Shank material	Cat. No.	Stock		Insert	Min. bore dia. øD	Std. Nose R	Dimensions (mm)							Shim	Lever	Clamping screw	Spring	Wrench	
		R	L				ød	f	l ₁	l ₂	h	b	α°	a					
Steel	S32S-PTFNR/L16E	●			40		32	22	250	50	30	29.5	10°	14.5					
	S40T-PTFNR/L16E			TN□□1604□□	50	0.8	40	27	300	55	37	37.5	10°	14.5	ELST317	LCL33	LCS3	LSP3	P-2.5
	S50U-PTFNR/L16E				60		50	35	350	65	47	47.5	8°	14.5					