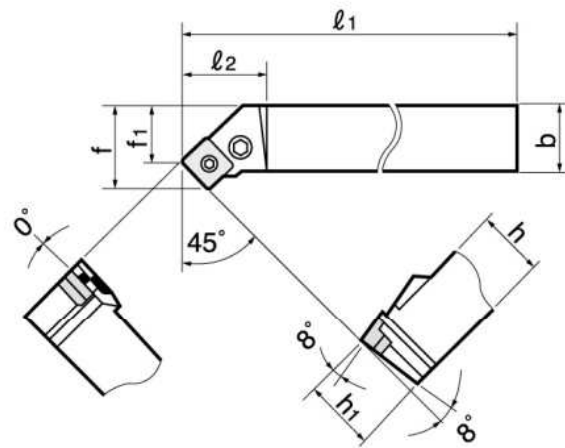
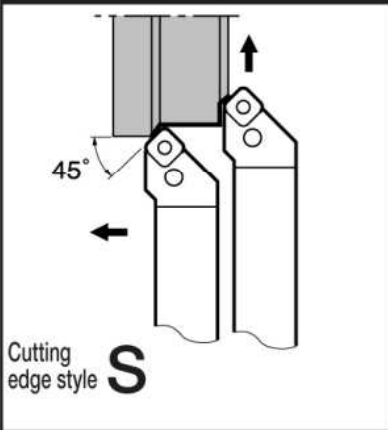










Turning • Facing • Chamfering
PSSN R/L








Right hand (R) shown

● **Basic-choice chipbreaker**

| | | | | |
|-------|---|---|---|---|
| Appl. | Precision finishing | Finishing | Medium cutting | Roughing |
| Type | TF | TS | TM | TH |
| Shape |  (12) |  (12) |  (09, 12) |  (12, 15, 19) |

| | | | | |
|-------|---|---|---|---|
| Appl. | Heavy cutting | Medium cutting | Medium cutting | Precision finishing |
| Type | 65 | SM | CM | PCBN/PCD |
| Shape |  (19) |  (12) |  (12) |  (12) |

For details see pp. 61 - 67

| Cat. No. | Stock | | Insert | Std. Corner R | Dimensions (mm) | | | | | | Shim | Spring pin | Lever | Clamping screw | Wrench | |
|-----------------|-------|---|------------|---------------|-----------------|-----|----------------|----------------|----------------|-----|----------------|---|---|---|---|---|
| | R | L | | | h | b | l ₁ | l ₂ | h ₁ | f | f ₁ |  |  |  |  |  |
| PSSNR/L1616H09E | ● | | SN□□0903□□ | 0.8 | 16 | 16 | 100 | 22 | 16 | 20 | 139 | ELSS32 | LSP3L | LCL33 | LCS3 | P-2.5 |
| PSSNR/L2020K12E | ● | ● | SN□□1204□□ | | 20 | 20 | 125 | 30 | 20 | 25 | 167 | ELSS42 | LSP4S | LCL43M | LCS4 | P-3 |
| PSSNR/L2525M12E | ● | ● | | | 25 | 25 | 150 | 30 | 25 | 32 | 237 | | | | | |
| PSSNR/L3225P12E | ● | ● | | | 32 | 25 | 170 | 30 | 32 | 32 | 237 | | | | | |
| PSSNR/L2525M15E | ● | ● | SN□□1506□□ | 1.2 | 25 | 25 | 150 | 35 | 25 | 32 | — | ELSS53 | LSP5 | LCL5 | LCS5CA | P-3 |
| PSSNR/L3225P15E | | | | | 32 | 25 | 170 | 35 | 32 | 32 | — | | | | | |
| PSSNR/L3232P15E | | | | | 32 | 32 | 170 | 35 | 32 | 40 | — | | | | | |
| PSSNR/L3232P19E | ● | | SN□□1906□□ | | 32 | 32 | 170 | 40 | 32 | 40 | 278 | | | | | |
| PSSNR/L4040R19E | | | | 40 | 40 | 200 | 40 | 40 | 50 | 325 | | | | | | |