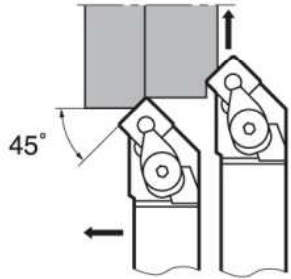
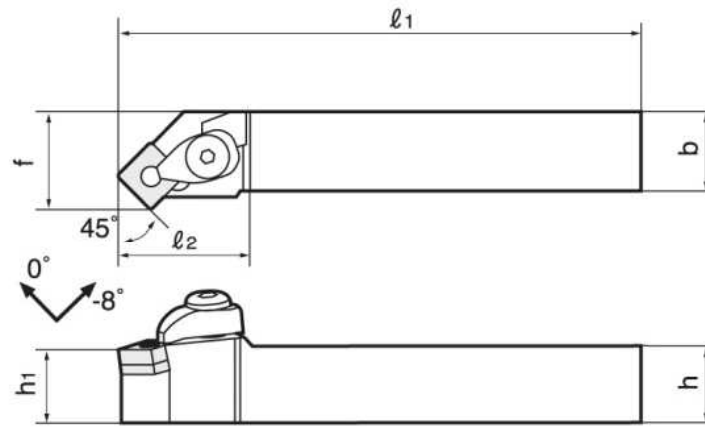


Turning • Facing • Chamfering

DSSN R/L










Cutting edge style **S**











Right hand (R) shown

● Basic-choice chipbreaker

Appl.	Precision finishing	Finishing	Medium cutting	Roughing
Type	TF	TS	TM	TH
Shape	 (12)	 (12)	 (12)	 (12)

Appl.	Medium cutting	Medium cutting	Precision finishing	
Type	SM	CM	PCBN/PCD	
Shape	 (12)	 (12)	 (12)	

For details see pp. 61 - 67

Cat. No.	Stock		Insert	Std. Corner R	Dimensions (mm)							Shim	Spring pin	Lever	Clamp	Clamping screw	Piston	Spring	Wrench
	R	L			h	b	l1	l2	h1	f	f1								
DSSNR/L2020K12	●	○			20	20	125	343	20	25	-								P-3
DSSNR/L2525M12	●	○	SN□□1204□□ -57, -65 type chipbreaker cannot be used	0.8	25	25	150	343	25	32	-	LSS42	LSP4	DLCL43	DCPM-43	DLCS43	DPIS43	BP-10	P-4