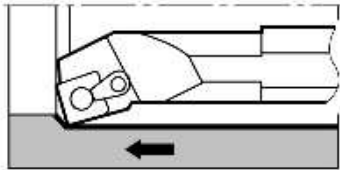
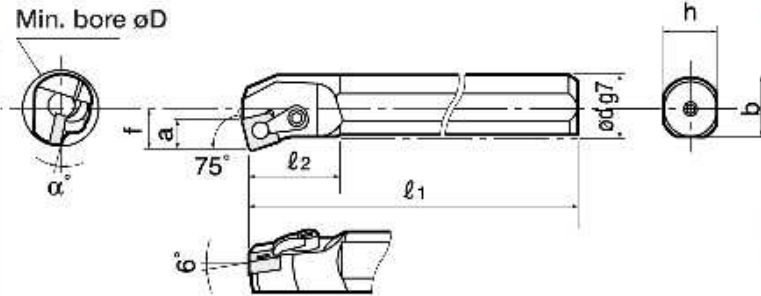


Through boring

MSKN R/L











Cutting edge style **K**



Right hand (R) shown

● Basic-choice chipbreaker

Appl.	Precision finishing	Finishing	Medium cutting	Roughing
Type	TF	TS	TM	TH
Shape	 (12)	 (12)	 (12)	 (12)
Appl.	Medium cutting	Medium cutting	Medium cutting	Precision finishing
Type	SM	CM	P	PCBN/PCD
Shape	 (12)	 (12)	 (12)	 (12)

For details see pp. 61 - 69

Shank material	Cat. No.	Stock		Insert	Min. bore dia. øD	Std. Nose R	Dimensions (mm)										Lock pin	Clamp	Clamping screw	Shim	Lock pin wrench	Wrench
		R	L				ød	f	l ₁	l ₂	h	b	α°	a								
Steel	S25R-MSKNR/L12			SN□□1204□□	32	0.8	25	17	200	40	23	22.5	12°	11	MLP44	MCL-6* MCPM-21	MCS620-3	—	P-2.5F	P-3		

Note:★ marked part is former Cat. No. Former and present Cat. Nos. are compatible