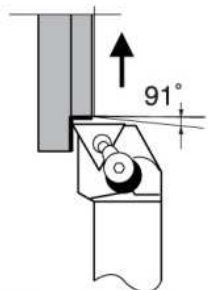
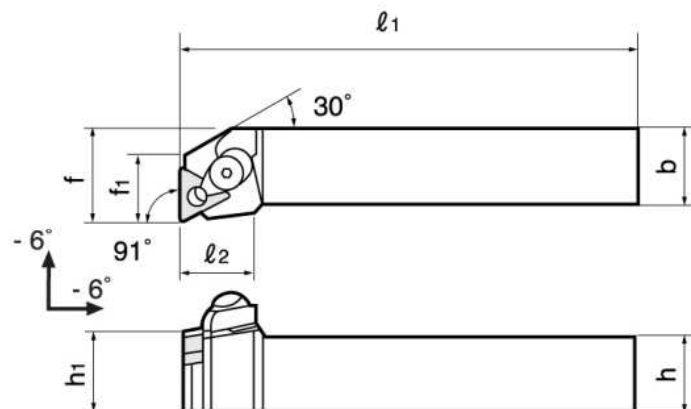


Facing

DTFN R/L










Cutting edge style **F**











Right hand (R) shown

● Basic-choice chipbreaker

Appl.	Precision finishing	Finishing	Medium cutting	Roughing
Type	TF	TS	TM	TH
Shape	 (16)	 (16)	 (16, 22)	 (16, 22)
Appl.	Medium cutting	Medium cutting	Precision finishing	
Type	SM	CM	PCBN/PCD	
Shape	 (16)	 (16, 22)	 (16)	

For details see pp. 70 - 76

Cat. No.	Stock		Insert	Std. Corner R	Dimensions (mm)						Shim	Spring pin	Lever	Clamp	Clamping screw	Piston	Spring	Wrench	
	R	L			h	b	l1	l2	h1	f	f1								
DTFN R/L2020K16	○	○	TN□□1604□□		20	20	125	21	20	25	185	LST317	LSP3	LCL33	DCPM-33	DLCS33	DPIS33	BP-9	P-2.5
DTFN R/L2525M16	○	○	-57 type chipbreaker cannot be used	0.8	25	25	150	21	25	32	20								P-3
DTFN R/L2525M22	○	○	TN□□2204□□ -57 type chipbreaker cannot be used		25	25	150	28	25	32	24	LST42	LSP4	DLCL43	DCPM-43	DLCS43	DPIS43	BP-10	P-3 P-4