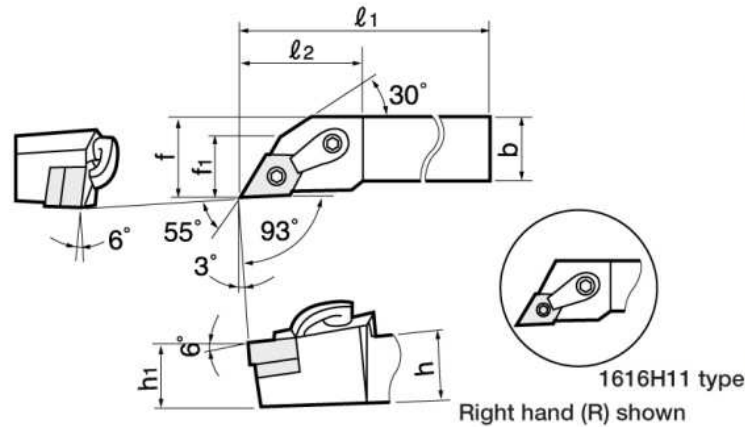
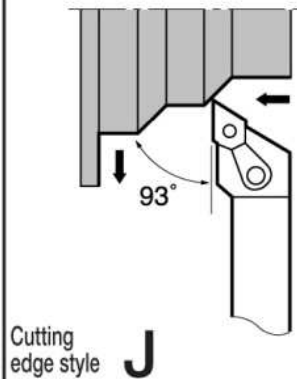










Profiling









MDJN R/L



● Basic-choice chipbreaker

Appl.	Precision finishing	Finishing	Medium cutting	Roughing
Type	TF	TS	TM	TH
Shape	 (1504)	 (1504, 06)	 (11, 1504, 06)	 (1504, 06)
Appl.	Medium cutting	Medium cutting		Precision finishing
Type	SM	CM	Ceramics	PCBN/PCD
Shape	 (1504, 06)	 (1504, 06)	 (1504, 07)	 (1504, 06)

For details see pp. 52 - 59

Cat. No.	Stock		Insert	Std. Corner R	Dimensions (mm)								Shim	Lock pin	Shim screw	Clamp	Clamping screw	Breaker piece	Lock pin wrench	Wrench
	R	L			h	b	l ₁	l ₂	h ₁	f	f ₁									
MDJNR/L1616H11	●	●	DN□□1104□□	0.8	16	16	100	30	16	20	—	MSD-322	MLP34L	—	MCPM-20	MCS620-3	—	P-2F	P-3	
MDJNR/L2020K15	●	●	DN□□1506□□ (DN□□1504□□)		20	20	125	38	20	25	19	MSD-432 (MSD-442)	MLP46L	— (MSP6.3)	MCPM-22	MCS625-3	— (CBD-4MR/L)	P-2.5F	P-3	
MDJNR/L2525M15	●	●			25	25	150	38	25	32	19									
MDJNR/L3225P15	●	●			32	25	170	38	32	32	19									
MDJNR/L3232P15	●	●			32	32	170	38	32	40	19									
MDJNR/L2020K15C	●	●	DN□□1507□□ (DN□□1506□□)		20	20	125	38	20	25	19	MSD-432 (MSD-442)	— (MLP46L)	MSP6.3	MCPM-22	MCS625-3	CBD-4M R/L	P-2.5F	P-3	
MDJNR/L2525M15C					25	25	150	38	25	32	19									
MDJNR/L3225P15C					32	25	170	38	32	32	19									
MDJNR/L3232P15C					32	32	170	38	32	40	19									

Note : Parts in parenthesis are optional parts. For part assembly see p. 157.