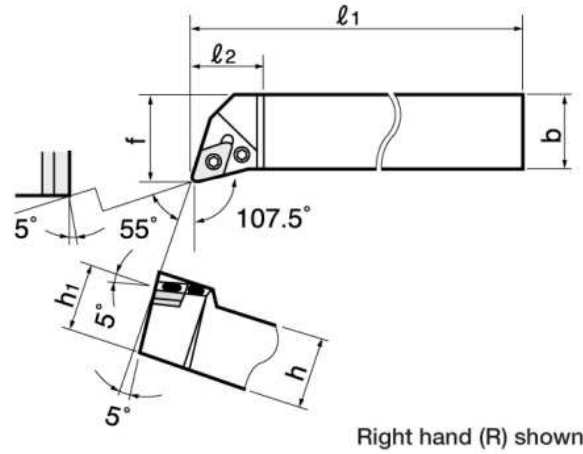
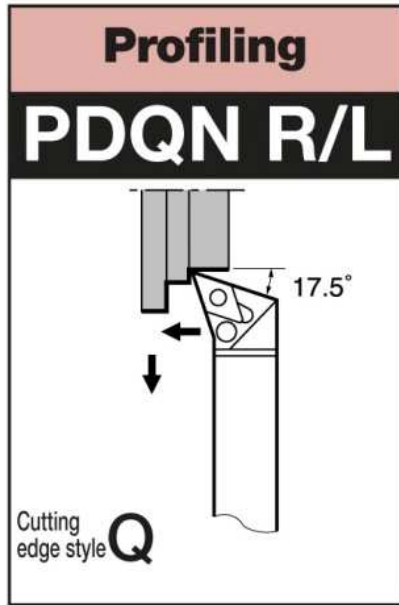









P-type — Negative rake • Pin-lock type

TAC Toolholder








● Basic-choice chipbreaker

Appl.	Precision finishing	Finishing	Medium cutting	Roughing
Type	TF	TS	TM	TH
Shape	 (1504)	 (1504, 06)	 (1504, 06)	 (1504, 06)

Appl.	Medium cutting	Medium cutting	Precision finishing	
Type	SM	CM	PCBN/PCD	
Shape	 (1504, 06)	 (1504, 06)	 (1504, 06)	

For details see pp. 52 - 59

Cat. No.	Stock		Insert	Std. Corner R	Dimensions (mm)						Shim	Spring pin	Lever	Clamping screw	Wrench	
	R	L			h	b	l ₁	l ₂	h ₁	f	f ₁					
PDQNR/L2020K43E			DN□□1504□□	0.8	20	20	125	32	20	25	—	ELSD42	LSP4S	LCL44	ELCS4	P-3
PDQNR/L2525M43E					25	25	150	32	25	32	—					
PDQNR/L3225P43E					32	25	170	32	32	32	—					
PDQNR/L3232P43E					32	32	170	32	32	40	—					
PDQNR/L2020K15E	●	●	DN□□1506□□	1.2	20	20	125	32	20	25	—	ELSD42	LSP4S	LCL44	ELCS4	P-3
PDQNR/L2525M15E	●	●			25	25	150	32	25	32	—					
PDQNR/L3225P15E					32	25	170	32	32	32	—					
PDQNR/L3232P15E					32	32	170	32	32	40	—					