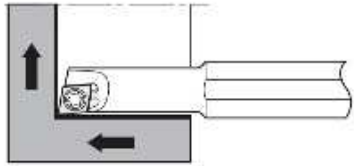



Boring-Facing

SEXP R/L





Cutting edge style **X**

Drawing shows style A

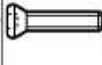



Right hand (R) shown

● Basic-choice chipbreaker

Appl.	Finishing to medium cutting	Finishing	
Type	W□□	J08	DIA
Shape	 (04)	 (04)	 (04)

For details see p. 123

Shank material	Cat. No.	Stock		Insert	Min. bore ϕD	Std. Nose R	Dimensions (mm)								Clamping screw 	Wrench 
		R	L				ϕd	f	l_1	l_2	h	f_2	α°	θ		
Steel	A08H-SEXPR/L04-D055	●	●	EP□□0401□□	5.5	0.4	8	2.75	100	16	7.5	-	-12°	0°	CSTB-2	T-6F
	A08H-SEXPR/L04-D070	●	●		7			3.6								
Carbide	E08K-SEXPR/L04-D055	●	●	EP□□0401□□	5.5	0.4	8	2.75	125	28	7.5	-	-12°	0°	CSTB-2	T-6F
	E08K-SEXPR/L04-D070	●	●		7			3.6								

Notes: ● The hole of insert conform to ISO standard.

● When using right or left hand insert, right hand holder use left hand insert and left hand holder use right hand insert.