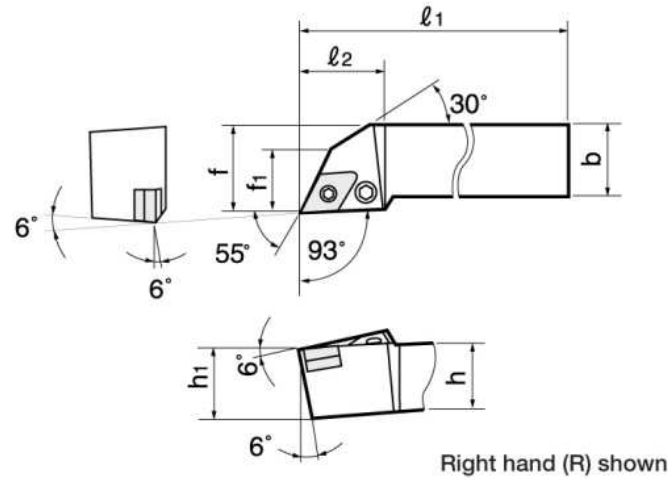
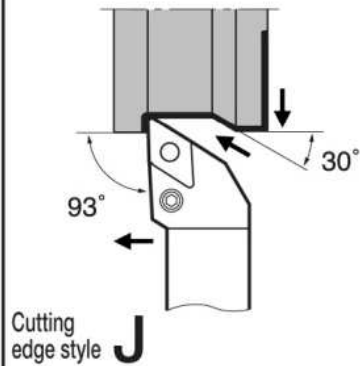









## Profiling

# PDJN R/L








## ● Basic-choice chipbreaker

Appl.	Precision finishing	Finishing	Medium cutting	Roughing
Type	<b>TF</b>	<b>TS</b>	<b>TM</b>	<b>TH</b>
Shape	 (1504)	 (1504, 06)	 (11, 1504, 06)	 (1504, 06)

Appl.	Medium cutting	Medium cutting	Precision finishing	
Type	<b>SM</b>	<b>CM</b>	<b>PCBN/PCD</b>	
Shape	 (1504, 06)	 (1504, 06)	 (1504, 06)	

For details see pp. 52 - 59

Cat. No.	Stock		Insert	Std. Corner R	Dimensions (mm)						Shim	Spring pin	Lever	Clamping screw	Wrench		
	R	L			h	b	l <sub>1</sub>	l <sub>2</sub>	h <sub>1</sub>	f	f <sub>1</sub>						
PDJNR/L1616H11	●	●	DN□□1104□□	0.8	16	16	100	27	16	20	15	ELSD32	LSP3	LCL33L	LCS3	P-2.5	
PDJNR/L2020K11	●	●			20	20	125	27	20	25	15						
PDJNR/L2525M11	●	○			25	25	150	27	25	32	15						
PDJNR/L2020K43E	●	●	DN□□1504□□		1.2	20	20	125	32	20	25	19	ELSD42	LSP4S	LCL44	ELCS4	P-3
PDJNR/L2525M43E	●	●				25	20	150	32	25	25	19					
PDJNR/L2020K15E	●	●	DN□□1506□□			1.2	20	20	125	32	20	25	—	ELSD42	LSP4S	LCL44	ELC4S
PDJNR/L2525M15E	●	●		25			25	150	32	25	32	—					
PDJNR/L3225P15E	●	●		32			25	170	32	32	34	—					
PDJNR/L3232P15E	●	●		32			32	170	32	32	40	—					