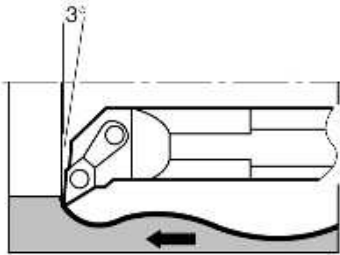
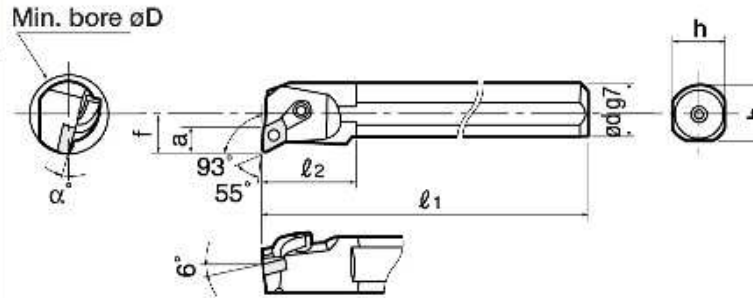


Stop boring

MDUN R/L






Cutting edge style **U**



Right hand (R) shown

● Basic-choice chipbreaker

Appl.	Medium cutting	Medium cutting	Medium cutting	
Type	TM	All-round type	CB	
Shape	 (11)	 (11)	 (11)	

Appl.				
Type				
Shape				

For details see pp. 52 - 59

Shank material	Cat. No.	Stock		Insert	Min. bore dia. øD	Std. Nose R	Dimensions (mm)										Lock pin	Clamp	Clamping screw	Shim	Lock pin wrench	Wrench
		R	L				ød	f	l ₁	l ₂	h	b	α°	a								
Steel	S25R-MDUNR/L11	●	●	DN□□1104□□	32	0.8	25	17	200	40	23	22.5	12°	10.5	MLP33L	MCL-6* MCPM-20	MCS620-3	—	P-2F	P-3		

Note: * marked part is former Cat. No. Former and present Cat. Nos. are compatible