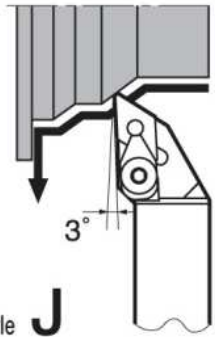
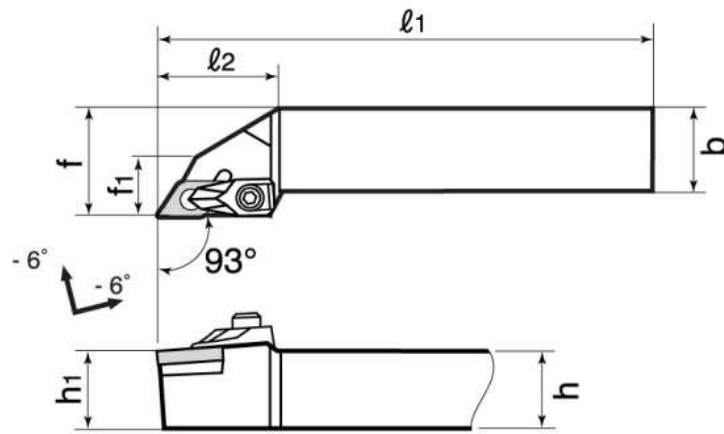


External Profiling

ADJN R/L









Cutting edge style **J**









Right hand (R) shown

● Basic-choice chipbreaker

Appl.		Finishing	Medium cutting	Roughing
Type		TS	TM	TH
Shape		 (1506)	 (1506)	 (1506)

Appl.	Medium cutting	Medium cutting	Precision finishing	
Type	SM	CM	PCBN/PCD	
Shape	 (1506)	 (1506)	 (1506)	

For details see pp. 52 - 59

Cat. No.	Stock		Insert	Std. Corner R	Dimensions (mm)						Shim	Spring pin	Spring	Clamp	Clamping screw	Wrench	
	R	L			h	b	l1	l2	h1	f	f1						
ADJNR/L2020K1506	●	●	DN□□1506□□ -57, -TU type chipbreaker cannot be used	0.8	20	25	125	37.5	20	25	19	LSD42	LSP4	BP-9	ACP4	ACS4	P-4
ADJNR/L2525M1506	●	●			25	25	150	37.5	25	32	19						