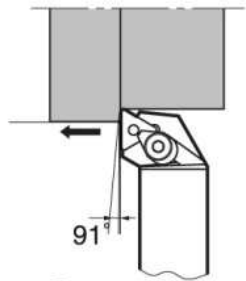
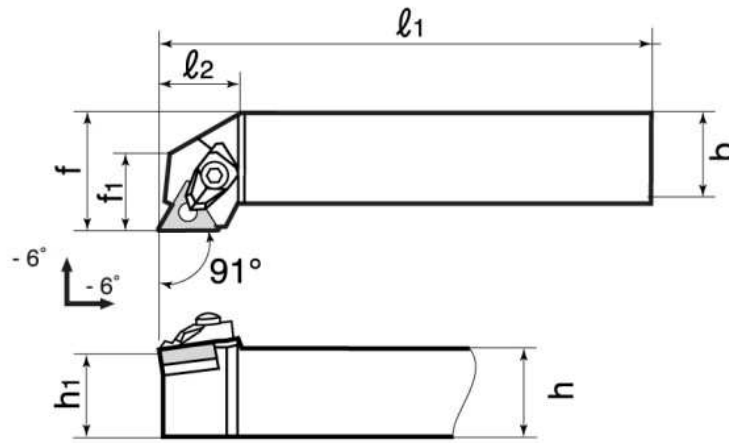


# Turning

## ATGN R/L









Cutting edge style **G**









Right hand (R) shown

### ● Basic-choice chipbreaker

Appl.	Precision finishing	Finishing	Medium cutting	
Type	<b>TF</b>	<b>TS</b>	<b>TM</b>	
Shape	 (16)	 (16)	 (16)	
Appl.	Medium cutting	Medium cutting	Precision finishing	
Type	<b>SM</b>	<b>CM</b>	<b>PCBN/PCD</b>	
Shape	 (16)	 (16)	 (16)	

For details see pp. 70 - 76

Cat. No.	Stock		Insert	Std. Corner R	Dimensions (mm)						Shim	Spring pin	Spring	Clamp	Clamping screw	Wrench	
	R	L			h	b	l1	l2	h1	f	f1						
ATGNR/L2020K16	●	●	TN□□1604□□ -57 type chipbreaker cannot be used	0.8	20	20	125	21	20	25	16	LST317	LSP3	BP-7	ACP3	ACS3	P-3
ATGNR/L2525M16	●	●			25	25	150	21	25	32	21						